


Dual In Line Package
mV Output, High Accuracy,
Low Thermal Errors,
Wide Temperature Compensated
Voltage Supply

CHT-1240 SERIES



DESCRIPTION

Advanced Sensor Ceramic Hybrid Technology (CHT) 1240 Series is a temperature compensated, mV output, PCB mounted pressure sensor packaged in a rugged Dual In Line package. The 1240 Series offers higher pressure accuracy, wider temperature range, and lower thermal errors compared to the CHT-3 series. Incorporating a flexible design, the CHT-1240 Series is available with no, short or long tubes and can be mounted pins up or pins down to allow OEMs to optimize their board design. The CHT-1240 series is powered using a constant voltage and when configured as in the Application Note, the integrated current set resistor will ensure sensor field interchangeability. The CHT-1240 series superior die performance, coupled with rugged ceramic substrate ensures long term stability with superior temperature performance over a wide operating range.

APPLICATIONS

- Pneumatic controls
- Automotive diagnostics
- Medical equipment/instrumentation
- Air Speed and Altitude
- Environmental controls
- Barometric pressure measurement
- Factory Automation
- Process Controls

FEATURES

- Field Interchangeability
- Constant Voltage
- Wide selection of port
- Absolute, Differential or Gage pressures
- Temperature Compensated (-20 to 70°C)
- 0.1% Pressure Non Linearity (Typical)

SPECIFICATIONS

	Symbol	Min	Typical	Max	Unit	Note
Performance Characteristic						
Supply Voltage		Reference Application Schematic			Volts	
Bridge Resistance, Input & Output		1800		6100	Ω	
Temperature Coefficient of Resistance			3000		ppm/°C	
Zero Pressure Offset		-2.0	±0.1	+2.0	mV	
Pressure Non Linearity		-0.10	±0.2	+0.10	%FSS	2
Hysteresis & Repeatability		-0.10	±0.2	+0.10	%FSS	
Full Scale Span	FSS	49.5	50	50.5	mV	3
Temperature Hysteresis, Offset & Span		-	±0.05		%FSS	4
Thermal Error of Span		-0.5		+0.5	%FSS	
Thermal Error of Offset		-0.5		+0.5	%FSS	
Response Time			100		μS	
Long Term Stability, Offset & Span			±0.1		%FSS	5
Weight				3.0	grams	
Compensated Temperature			-20 to 70		°C	
Operating Temperatures			-40 to 125		°C	

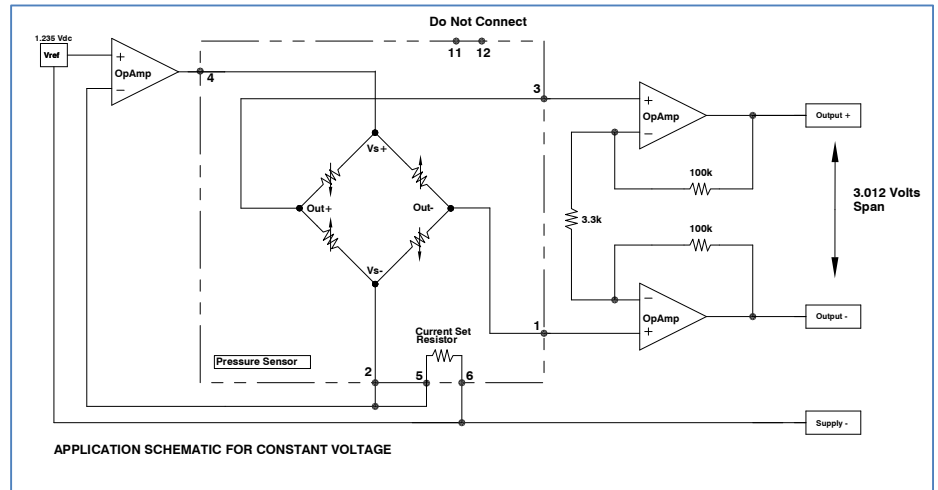
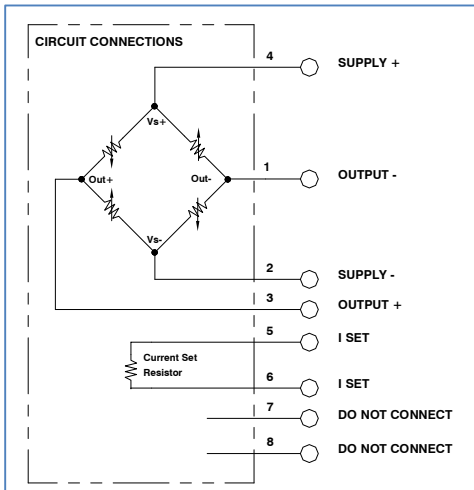
SPECIFICATIONS	Symbol	Min	Typical	Max	Unit	Note
Absolute Maximum Conditions						6
Storage Temperature		-50		150	°C	
Overage Pressure						
Burst, Differential Pressure				3x	Range	
Burst, Gauge & Absolute Pressure				10x	Range	
Media Compatibility		CDA, Non Ionic, Non Corrosive Gases				
Wetted Materials		Ceramic, Epoxy, RTV, Silicon, Gold, Aluminum, Palladium Silver				

Reference Conditions: Vref: 1.235 Vdc, Reference Application Schematic, Ta=25 °C.

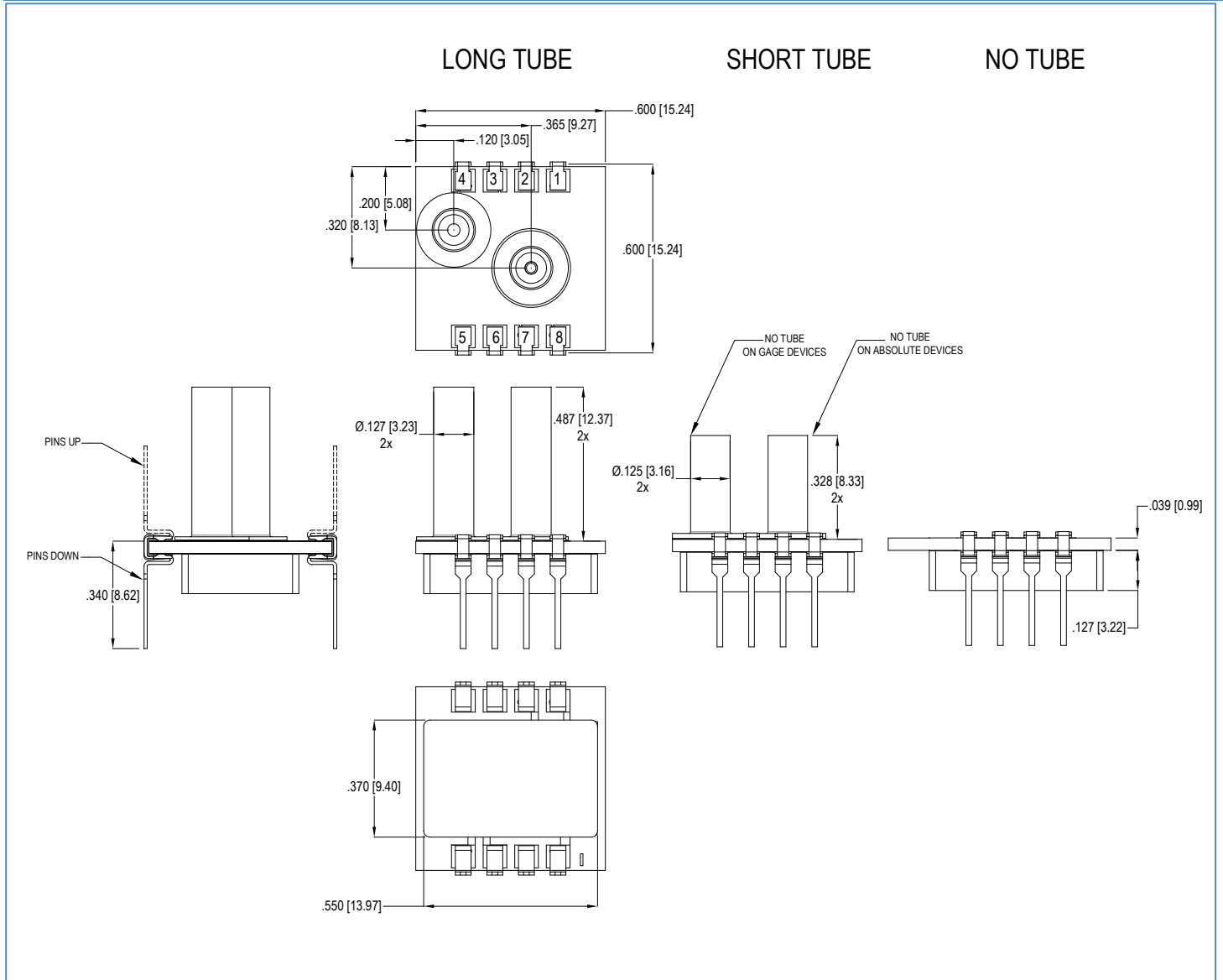
1. All specification at reference conditions unless otherwise noted. Output is ratio metric to supply voltage. The CHT -1240 is identical to the CHT-1230 except for the resistor value between pins 5 & 6.
2. ½ Terminal Base Non Linearity (Measured at 0, 50% and 100% FS).
3. Full Scale Span output with sensor only when excitation is applied with application circuit. Field Interchangeability of 1% is guaranteed with use of Application Note.
4. Deviation between 70 °C and -20 °C expressed as percentage of reading at 25 °C.
5. Deviation after 1 year period measured at reference conditions.
6. Exceeding Absolute Maximum Specification may damage the device. Extended exposure beyond the operating conditions may affect device reliability.

EQUIVALENT CIRCUIT

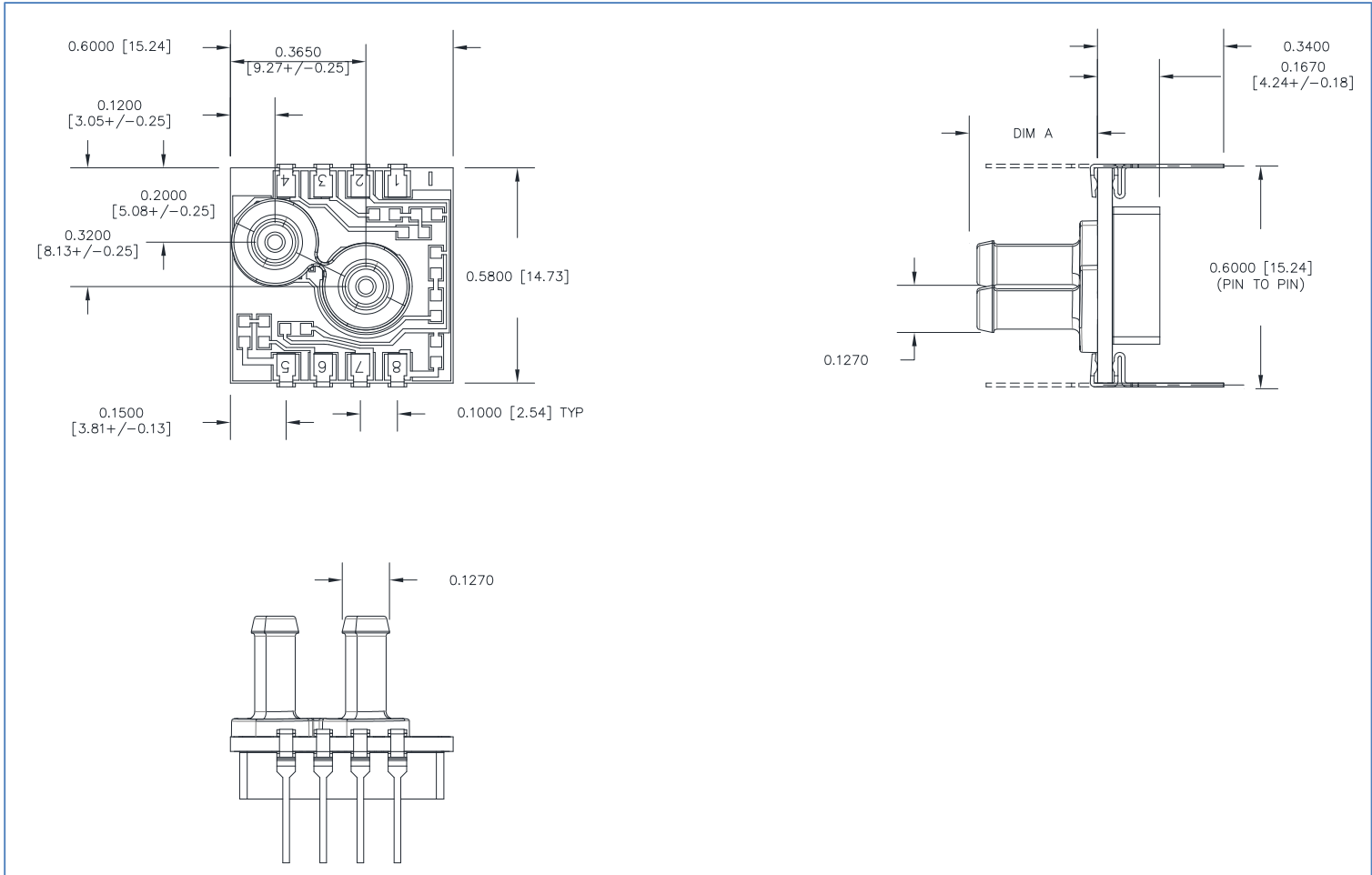
APPLICATION CIRCUIT



MECHANICAL DIMENSIONS in [mm]



TOP BARB



PART NUMBERING FOR ORDERS

Series	Port Style	Pressure Range	Pressure Units	Pressure Type (Range Availability) [Package Availability]	Pin Orientation
CHT-1240	NT=No Tube ST=Short Tube LT=Long Tube TB=Top Barb	002 005 015 030 050 100 150	P=PSI	A=Absolute (15,30,50,100,150) [NT,ST,LT] G=Gauge (All Ranges) [NT,ST,LT] D=Differential (All Ranges) [NT,ST,LT]	3= Down 1= Up

Part Number Example: CHT-1240NT005PD3 0-5PSI Differential, No Tube, Pins Down, CHT-1240 Product

WARRANTY

Pressure sensors have a limited one-year warranty to the original purchaser. AVSensors will repair or replace, at its option, without charge those items it finds defective. This is the buyers sole remedy and is in lieu of all other warranties, expressed or implied, including those of merchantability and fitness for a particular purpose. In no event shall AVSensors be liable for consequential, special, or indirect damages. This warranty does not apply to units that have been modified, misused, neglected or installed where the application exceeds published ratings. Specifications may change without notice. The information supplied is believed to be accurate and reliable as of this printing, however, we assume no responsibility for its use.